

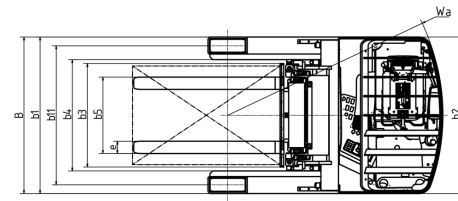
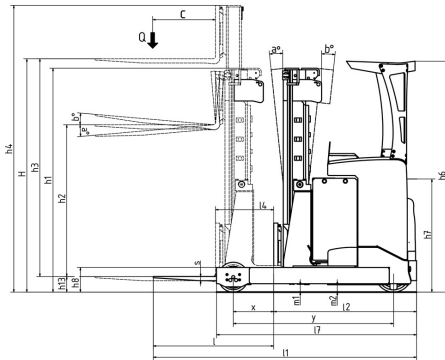
Technical sheet :

ER 20 HD




	Technical characteristics		Metric
1.1	Manufacturer		MANITOU
1.2	Model Name		ER 20 HD
1.3	Power source		Battery
1.4	Operator type		Seated
1.5	Max. capacity	Q	2000 kg
1.6	Load centre of gravity	c	600 mm
1.8	Load distance, centre of drive axle to fork	x	416 mm
1.9	Wheelbase	y	1530 mm
	Weight		
2.1	Service weight		4150 kg
2.3	Weight on front axle (Unladen) / rear axle (Unladen)		2400 kg / 1750 kg
	Wheels		
3.1	Tyres type		Vulkollan
3.5.2	Number of drive wheels - Size of drive wheels		0 x 355*155
3.3	Number of load wheels - Size of load wheels		2 x 285*105
3.5	Number of front wheels / rear wheels		1 / 2
3.6	Front wheel gauge	b10	0 mm
3.7	Rear wheel gauge	b11	1128 mm
	Dimensions		
4.1	Tilt of Mast Forward (deg) / Backward (deg)	α / β	1 / 1
4.7	Height of overhead guard (cabin)	h6	2205 mm
4.7	Overall height of standard overhead guard	h6	2205 mm
4.8	Seat height/stand height	h7	1077 mm
4.19	Overall length	l1	2485 mm
4.20	Length to face of forks	l2	1335 mm
4.21	Overall width	b1	1270 mm
4.22	Forks section / width / length	s / e / l	40 mm x 100 mm / 1150 mm
4.23	Fork carriage ISO 2328 (class/form) A/B		2A
4.26	Distance between wheel arms/loading surfaces	b4	903 mm
4.24	Fork carriage width	b3	830 mm
4.25.1	Width over forks min. / max.		316 mm / 697 mm
4.32	Ground clearance at centre of wheelbase	m2	70 mm
4.33	Aisle Width for pallets 1000 x 1200 crossways	Ast	2788 mm
4.34	Aisle width for 800 x 1200 pallet lengthways	Ast	2831 mm
4.35	Turning radius	Wa	1750 mm
	Performances		
5.1	Travel speed (laden / unladen)		14.3 km/h / 14.5 km/h
5.2	Lifting speed (laden / unladen)		0.37 m/s / 0.63 m/s
5.3	Lowering speed (laden / unladen)		0.55 m/s / 0.43 m/s
5.4.1	Reach speed (with load / without load)		0.2 m/s / 0.2 m/s
5.7	Gradeability (laden / unladen)		6.3 % / 9.4 %
5.10	Service brake		Electric
	Engine		
6.1	Drive motor rating S2 60 min		7.2 kW
6.2	Lift motor rating at S3 15%		15 kW
6.3	Battery according to DIN 43531/35/36 A, B, C		DIN 43531 C
6.4	Battery / Batteries capacity		48 V / 620 Ah
6.5	Battery weight (+/- 5%)		920 kg
	Miscellaneous		
8.1	Type of drive control		Electronic
8.2	Working hydraulic pressure for attachments		150 Bar
8.3	Oil flow rate for attachments		25 l/min
8.4	Sound level at the driver's ear according to DIN 12 053		60.8 dB(A)

Dimensional drawing



Characteristics of masts and residual capacities

Free Lift Triplex		FLT 10	FLT 11	FLT 64	FLT 71	FLT 76	FLT 81	FLT 85	FLT 90	FLT 96	FLT 115
h1 - Height mast lowered *	mm	4240	4440	2957	3190	3357	3523	3673	3823	4040	4673
h2 - Free lift	mm	3700	3900	2400	2650	2800	2980	3100	3283	3500	4100
h3 - Lifting Height	mm	10200	10800	6350	7050	7550	8050	8500	8950	9600	11500
h4 - Height mast extended *	mm	10780	11380	6930	7630	8130	8630	9080	9530	10180	12080
α - Mast inclination (front)	°	1	1	1	1	1	1	1	1	1	1
Residual capacity with integrated side shift (Industrial load chart)	kg			1600	1600	1400	1300	1150	1000	800	



Siège Social
430 rue de l'Aubinière - 44150 Ancenis Cedex - France
Tel: +33(0)2 40 09 10 11 - Fax: +33 (0)2 40 09 10 97
www.manitou.com



This brochure describes versions and configuration options for Manitou products which may be fitted with different equipment. The equipment described in this brochure may be standard, optional or not available depending on version. Manitou reserves the right to change the specifications shown and described at any time and without prior warning. The manufacturer is not liable for the specifications given. For more information, contact your Manitou dealer. Non-contractual document. Product descriptions may differ from actual products. List of specifications is not comprehensive. The logos and visual identity of the company are the property of Manitou and may not be used without authorisation. All rights reserved. The photos and diagrams contained in this brochure are provided for information only.

MANITOU BF SA - Limited company with board of directors - Share capital: 39,668,399 euros - 857 802 508
RCS Nantes